






Návod na kapličku.




Očištěné a slepené obvody.






Vlepit vnitřní klenby.



Tady už po nástřiku.





Připraveny střešní nosníky.





Slepit věžičku a nalepit rám na osazení otevírací okenice..






Na rám s osazenou okenicí nalepit rám.




Očistit , zafoliovat a nastříkat okna a rámy.





Očistit a přilepit zárubně pro otevírací mříž.



Lepení okenních špalet a kamenných bosáží.




Osadit okna a mříž.




Nalepit střešní nosníky a vlepít věž.



Tímto způsobem nalepit krytinu na střešní posložku.



Tímto způsobem nalepit krytinu na střešní posložku.



Ttady nalepena střecha a proužky nad čelem.



Součástí stavebnice je i odlitek zadní střížky, věžičky, zvonu i oltáře.



Tady je hotovo!!.